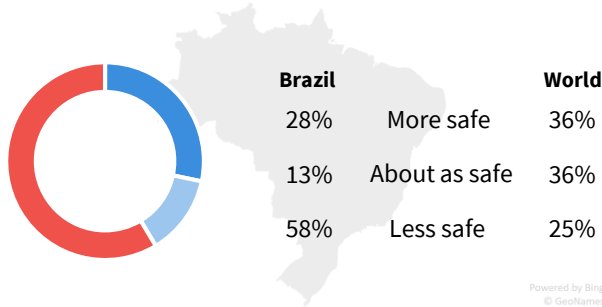


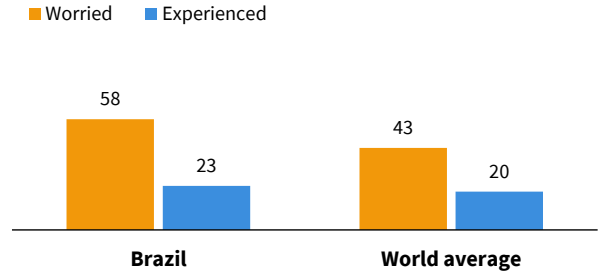
## Key World Risk Poll results

|  |   |                             |   |
|--|---|-----------------------------|---|
| <b>Region</b><br>Latin America & Caribbean | <b>Country income level</b><br>Upper Middle | <b>Sample size</b><br>1,080 | <b>Survey fielding period</b><br>October 2019 |
|--|---|-----------------------------|---|

### Feel more safe, less safe or about as safe as 5 years ago



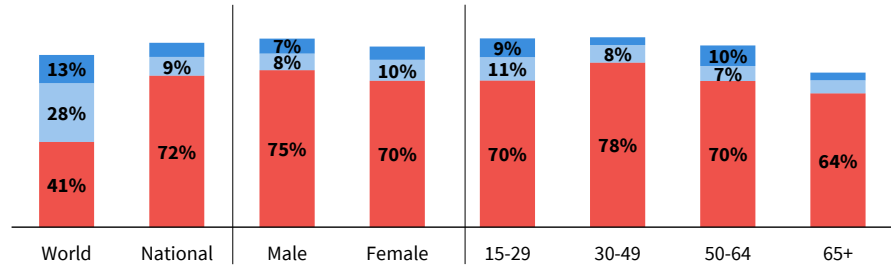
### Worry and experience risk index\*



\*The worry risk index summarises an individual's overall level of worry or anxiety across seven hazards. The experience risk index represents an individual's combined experience of harm from the same seven hazards. Both indexes are measured out of 100.

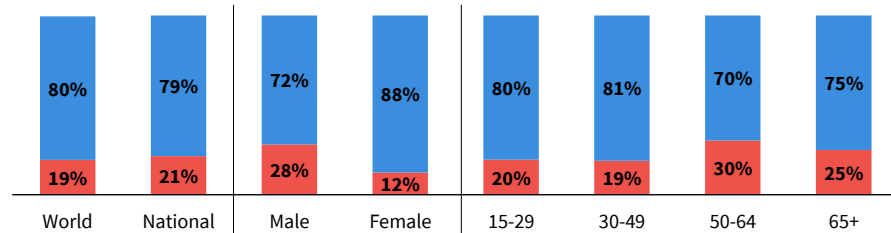
### Threat of climate change to the people of this country over the next twenty years

- Not a threat at all
- Somewhat serious threat
- Very serious threat



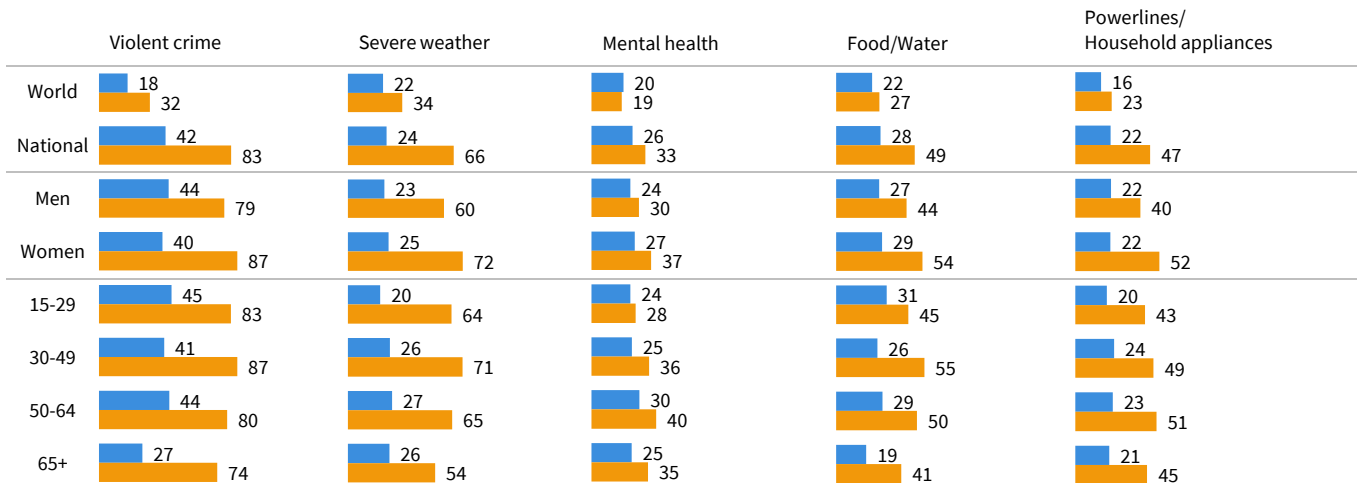
### Ever been seriously injured while working?

- No
- Yes



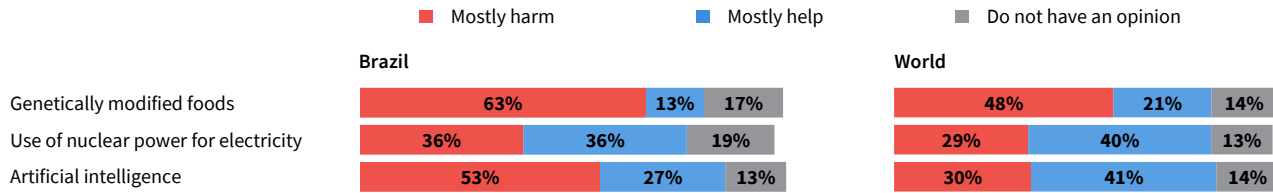
### Percent who have experienced serious harm in the past 2 years, and percent who are 'very worried' they or somebody they know will experience serious harm from following sources

- Experienced harm from
- Very worried about

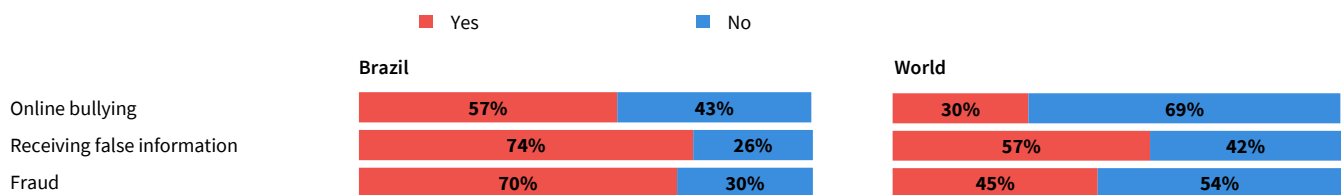


## Key World Risk Poll results (continued)

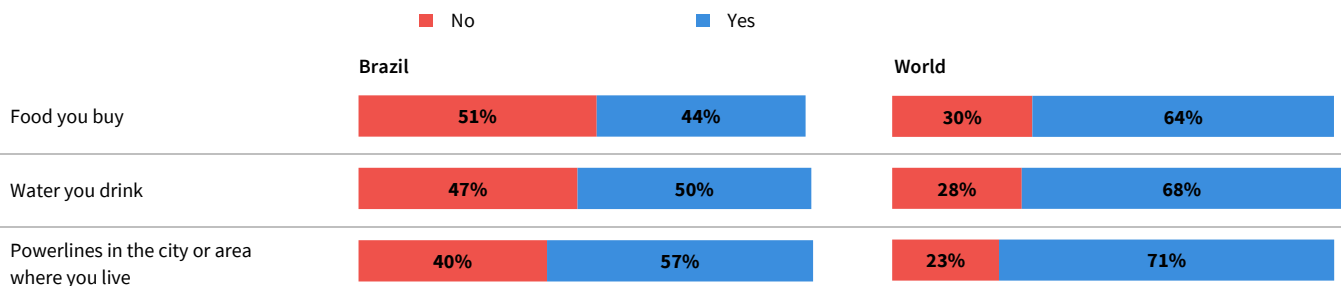
### Views about whether genetically modified food, nuclear power and artificial intelligence will mostly help or harm people in this country in the next twenty years



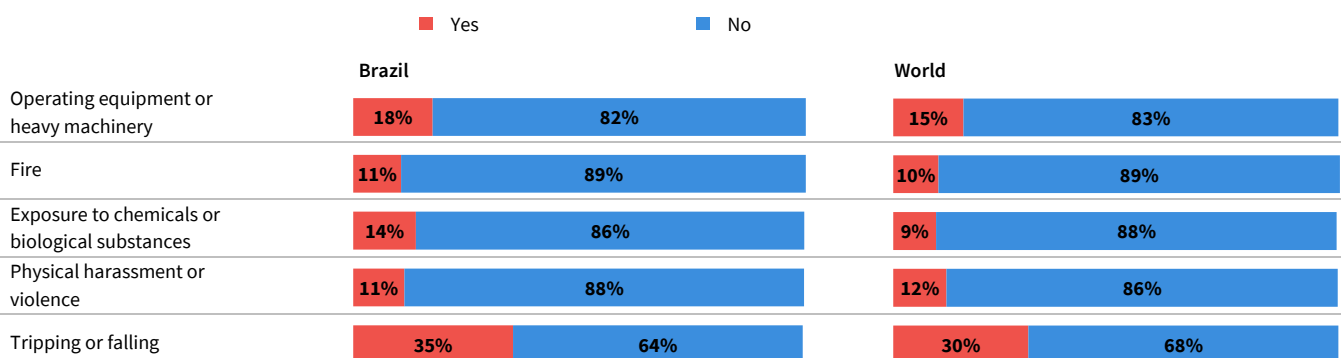
### Worry about online bullying, receiving false information or fraud when using the internet or social media



### Does government do a good job ensuring the food you buy, water you drink and powerlines are safe?



### Experienced injury from following things while working



### Do you agree or disagree with the following statement? You are free to report any safety problems you notice to your employer without fear of punishment

