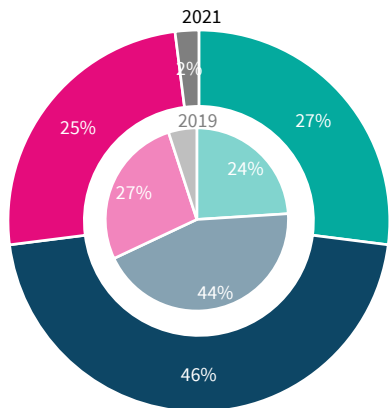


# World Risk Poll 2021: A Changed World?

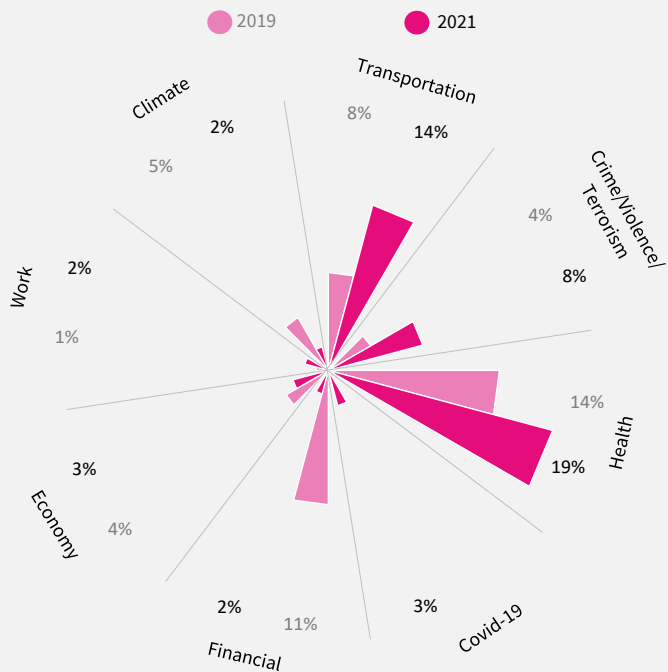
## Perceptions and experiences of risk in the Covid age

### Do you feel more safe, less safe or about as safe as five years ago?

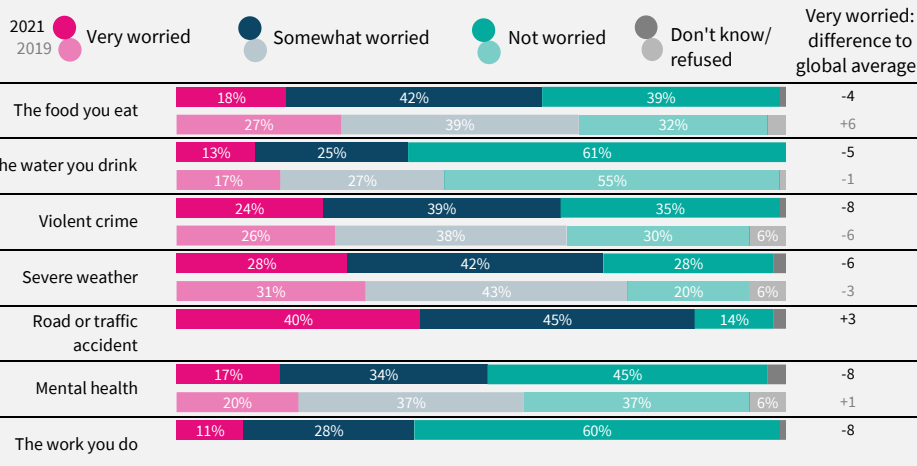
Less safe About as safe More safe Don't know/refused



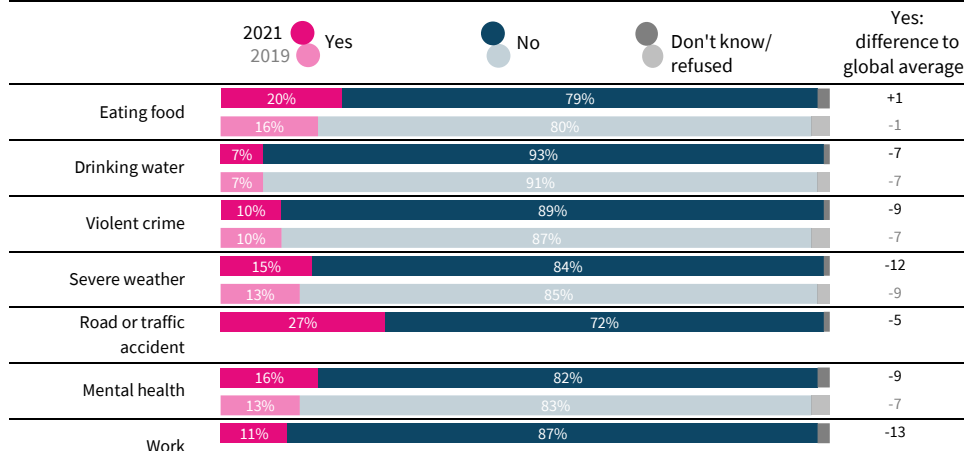
### What is the greatest source of risk to your safety in your daily life?



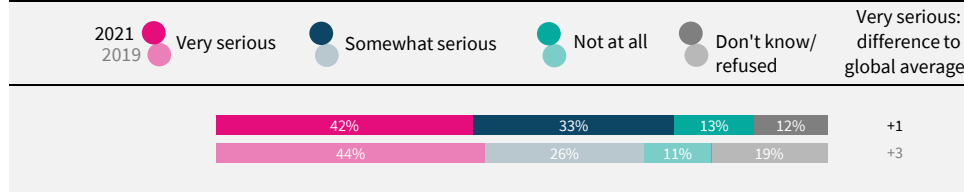
### How worried do you feel that the following could cause you serious harm?



### Have you, or someone you know, experienced serious harm from any of the following in the past two years?



### How serious a threat do you think climate change is to the people in this country in the next 20 years?



2019 data are provided for all items that were asked in both 2019 and 2021. If 2019 data are not provided, then the item was not asked in that year.

\* Percentage point difference. To avoid ties, differences were used calculating decimal values. For clarity, on some charts numerical values are not shown

# KYRGYZSTAN

REGION  
Central Asia

INCOME LEVEL  
Lower middle income

SAMPLE SIZE  
1,001

FIELD DATE  
October 2021

Powered by Bing  
© Ipsos/IRI

## BIGGEST CHANGES\*

Experience of eating food

+3

-9

Worry about the food you eat

