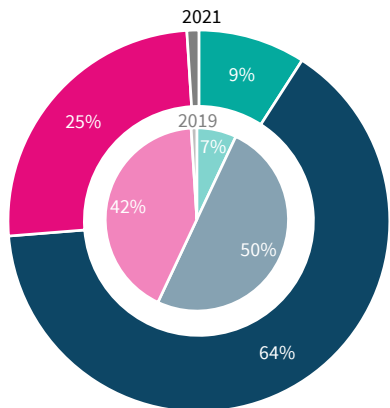


World Risk Poll 2021: A Changed World?

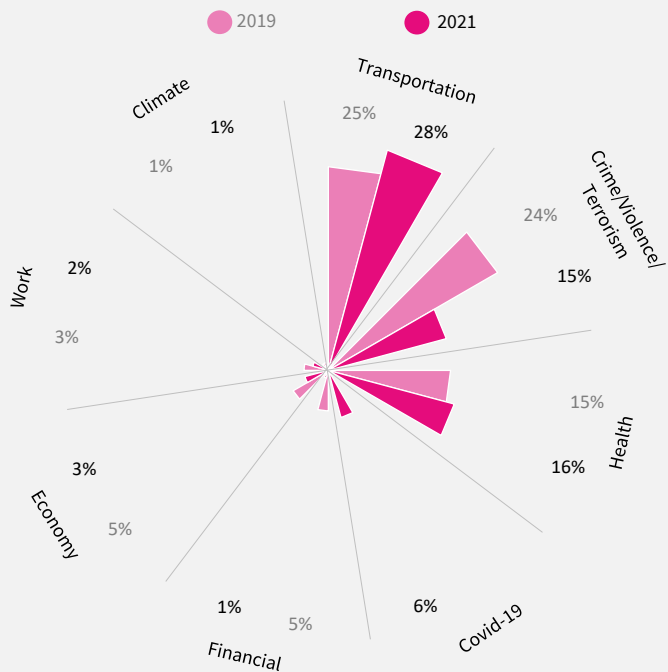
Perceptions and experiences of risk in the Covid age

Do you feel more safe, less safe or about as safe as five years ago?

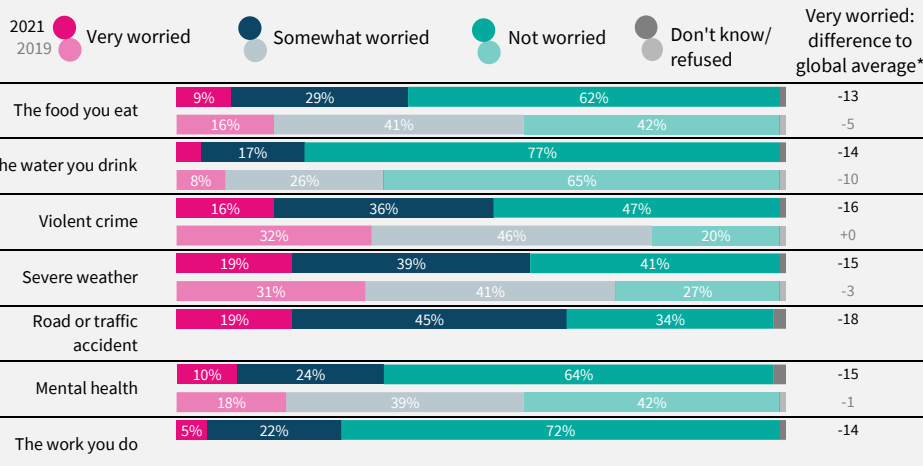
Less safe About as safe More safe Don't know/refused



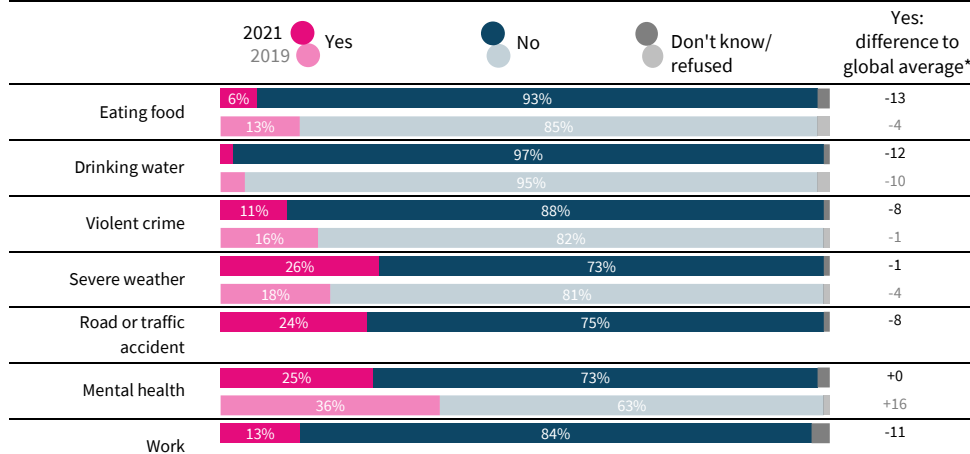
What is the greatest source of risk to your safety in your daily life?



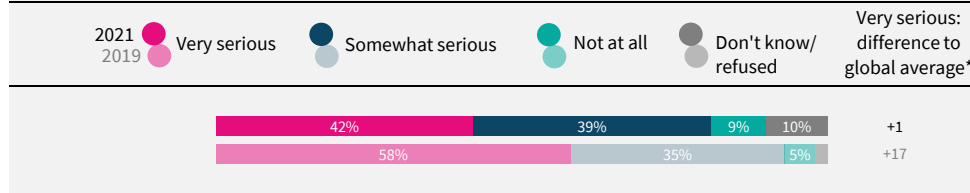
How worried do you feel that the following could cause you serious harm?



Have you, or someone you know, experienced serious harm from any of the following in the past two years?



How serious a threat do you think climate change is to the people in this country in the next 20 years?



2019 data are provided for all items that were asked in both 2019 and 2021. If 2019 data are not provided, then the item was not asked in that year.

* Percentage point difference. To avoid ties, differences were used calculating decimal values. For clarity, on some charts numerical values are not shown

BELGIUM

REGION
Northern/Western Europe

INCOME LEVEL
High income

SAMPLE SIZE
1,001

FIELD DATE
January 2022

Powered by Bing

BIGGEST CHANGES*

Experience of severe weather +8

-16 Worry about violent crime

