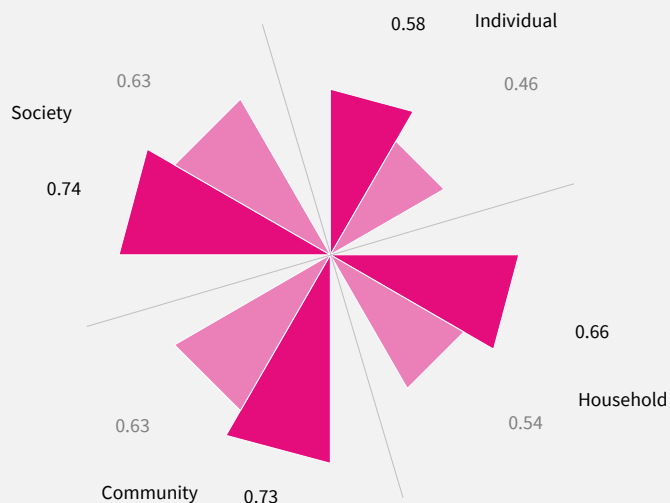


2021 World Risk Poll Resilience Index

Finland	World average
0.68	0.55

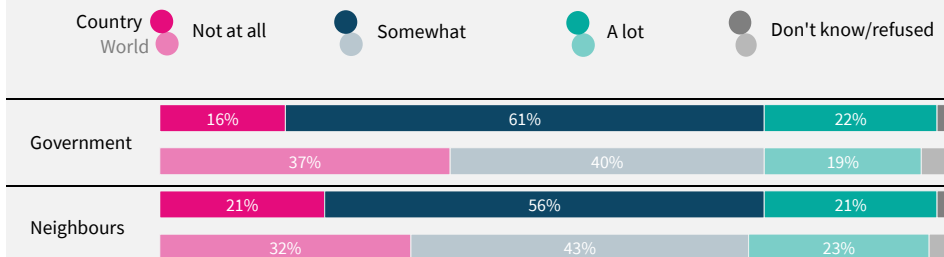


The Resilience Index score is between 0 and 1, with a higher score indicating greater resilience. The overall score is calculated from scores in four areas:

1. 'Individual' resilience is the average of two survey items which measure agency/self-efficacy and educational attainment.
2. 'Household' resilience is the average of three metrics: one measuring financial assets, one measuring planning and one is the average of two survey items that measure access to communications.
3. 'Community' resilience is the average of two metrics: social capital and local infrastructure. These two metrics are each created from the average of three survey items.
4. 'Society' resilience is the average of three metrics: discrimination (scored from five survey items), government caring about wellbeing (one item), and a four-item index of confidence in national institutions.

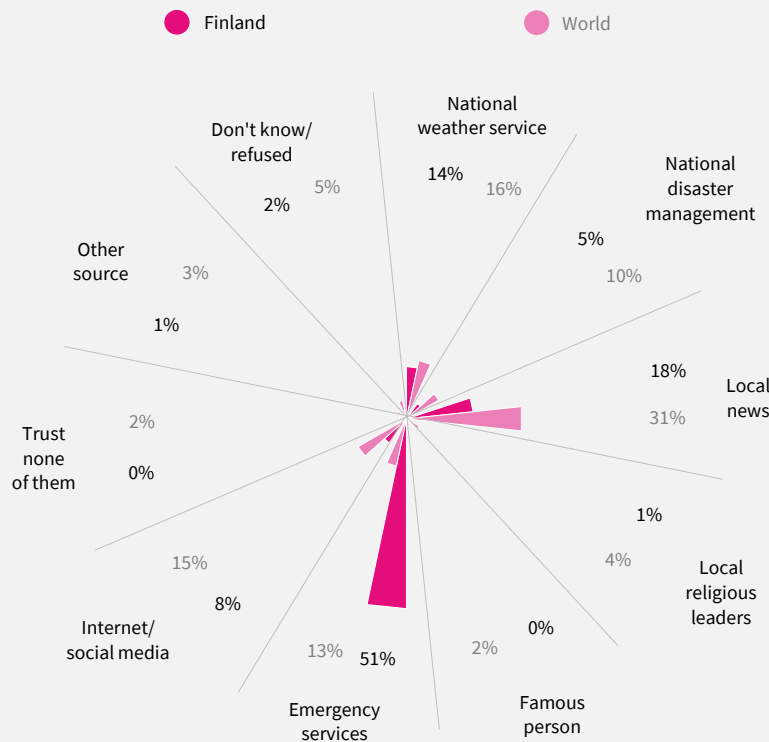
If data are not shown, it is because the item was not asked in this country.

How much do you think the government cares about you and your wellbeing?
How much do you think most of your neighbours care about you and your wellbeing?



Due to rounding, sums may add to +/-1 from 100%.
Numerical values under 5% are not labelled.
If data are not shown, it is because the item was not asked in this country.

Considering the sources of information you would access, which one would you trust MOST to provide information about a possible disaster in the city or area where you live?



Due to rounding, sums may add to +/-1 from 100%.
If data are not shown, it is because the item was not asked in this country.

FINLAND

REGION
Northern/Western

INCOME LEVEL
High income

SAMPLE SIZE
1,006

FIELD DATE
August 2021

Powered by Ring
© GeoNames, Microsoft, Thomson

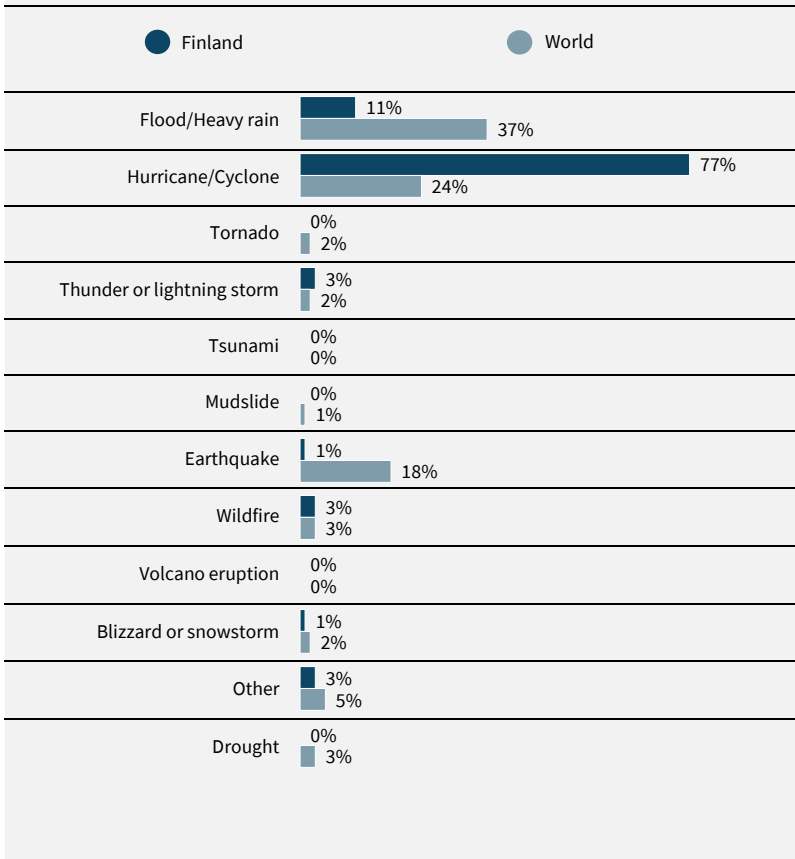
RESILIENCE INDEX

Country Ranking (out of 111)

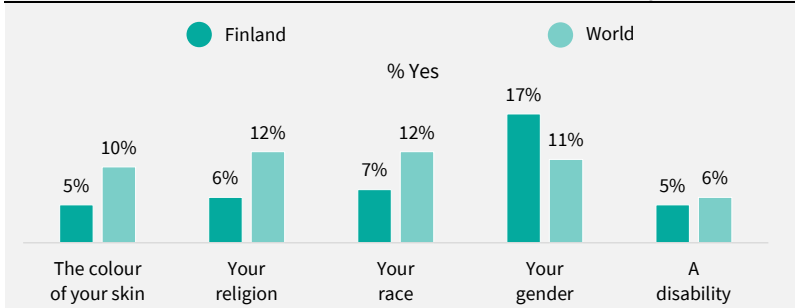
6th



Thinking about the last disaster you experienced, what type of event was it?

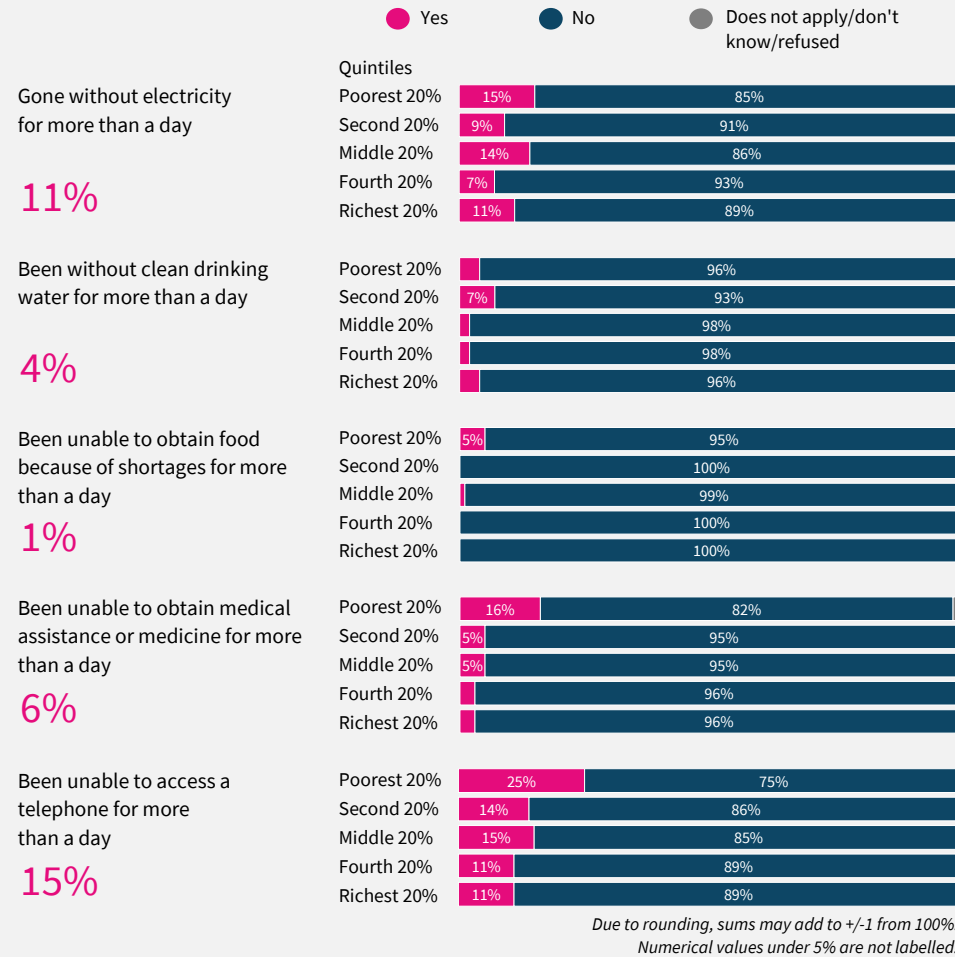


Have you, personally, ever experienced any discrimination because of any of the following?

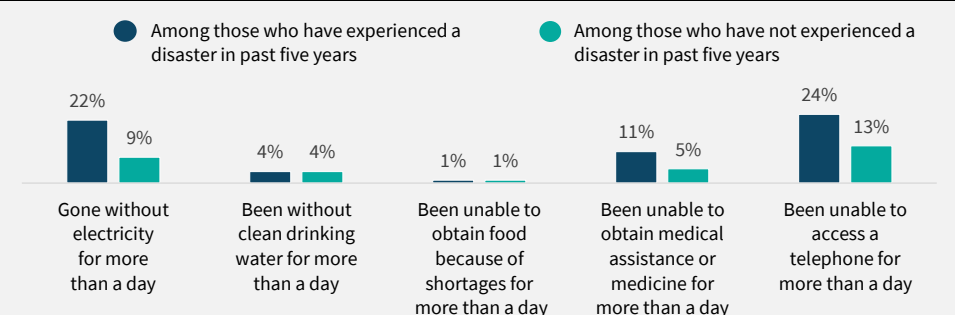


If data are not shown, it is because the item was not asked in this country.

Have any of the following happened to you in the past 12 months, or not?
Have you...? (results by in-country income quintiles)



Have any of the following happened to you in the past 12 months, or not? Have you...?



FINLAND

REGION
Northern/Western

INCOME LEVEL
High income

SAMPLE SIZE
1,006

FIELD DATE
August 2021

Powered by Ring
© Cambridge, Microsoft, Ipsos



Foundation